

10 ACHIEVEMENTS

INVESTMENT WITH SOCIAL RESPONSABILITY



Ministry of Foreign Affairs

Republic of Colombia

2002 - 2009



1 GDP GROWTH

2 EXPORTS

3 IMPORTS

4 INFLATION

5 PRIVATE INVESTMENT

6 UNEMPLOYMENT RATE

7 PUBLIC SECTOR DEBT

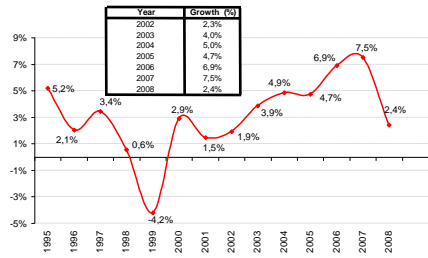
8 PUBLIC DEFICIT

9 HOUSE - HOLD CONSUMPTION

10 TOTAL INVESTMENT

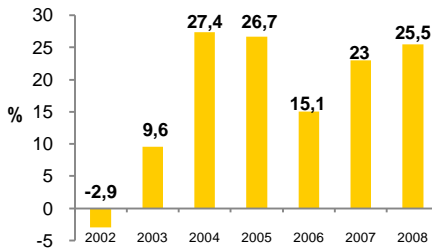
September 2009

1 GDP GROWTH

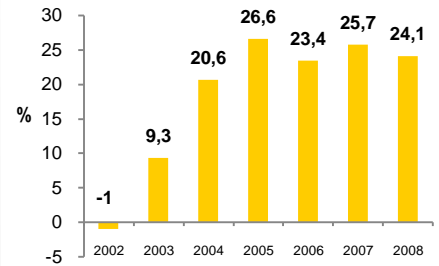


Source: DANE.

2 EXPORTS



3 IMPORTS



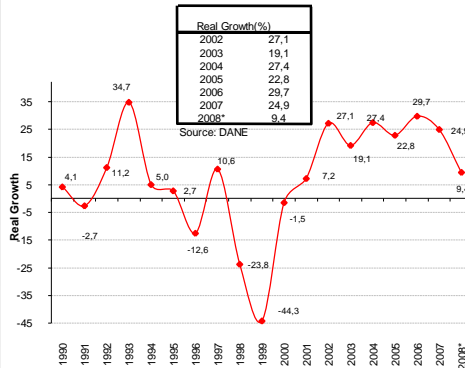
4 INFLATION



* Calculated with new methodology

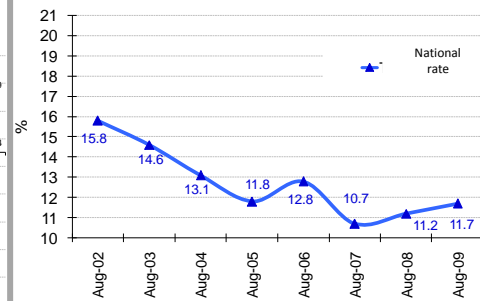
Source : DANE, Ministry of Finance

5 PRIVATE INVESTMENT



Source: DANE

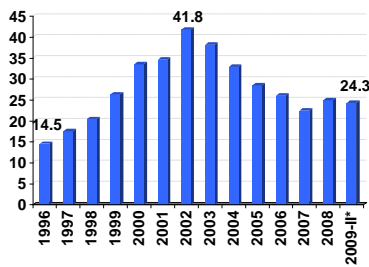
6 UNEMPLOYMENT RATE



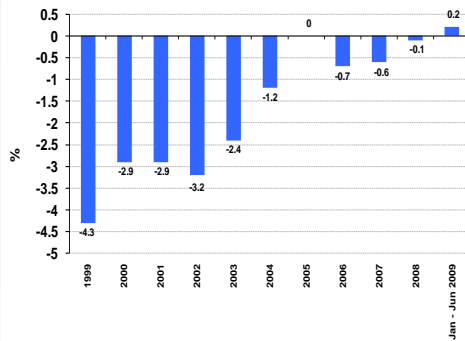
7 PUBLIC SECTOR DEBT

	2003	2004	2005	2006	2007	2008	2009-I*
Internal	15.6	15.5	15.5	14.4	12.5	12.4	11.8
External	22.5	17.5	13.1	11.6	9.9	12.4	12.5
Total	38.2	32.9	28.5	26.0	22.4	24.9	24.3

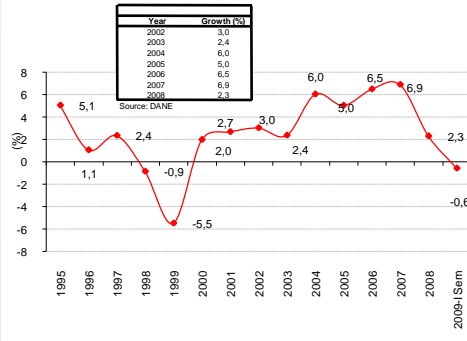
Source: Central Bank



8 PUBLIC DEFICIT

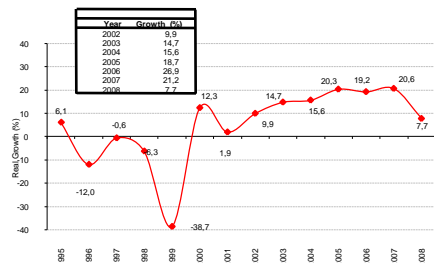


9 HOUSE - HOLD CONSUMPTION



* Calculated with new methodology

10 TOTAL INVESTMENT



Source : DANE, National Statistics Department

* Calculated with new methodology

10 ACHIEVEMENTS - ECONOMY

September 2009